



GREAVES
SINCE 1859

Diesel Generator Set

Specifications Sheet - GPWII-1250 - 1250 kVA

SERIES
MEGA





Standard Features

- Industrial Diesel Engine with 24-volt battery charging alternator**
- Single-bearing alternator with insulation class H.**
- Inbuilt Vibration isolators.**
- Dry type air filter**
- Fuel Filter Multi stage**
- Starting battery and battery cables**
- Digital controller**
- Exhaust flexible.**
- Operations and installation literature**
- Four point bottom lifting**

Greaves Advantage

Design compliant to IS 3046, IS 10000 & ISO 8528.

Greaves Power provides one-source responsibility for the generating system and accessories.

The generator set and its components are prototype-tested, factory-built, and production tested.

Two-year limited warranty covers all systems and components.

Compact Design.

Fast Response time.

Easy of maintenance.

Generator Specifications:

Genset Manufacturer	Greaves Power
Genset Rating	Prime Power
Genset Output(KVA/KWe)	1250 / 1000
Genset Model	GPWII-1250
Engine rating or Max. Power at rated RPM in KW(BHP)	1100 (1495)
Engine Model	12M33D1210E250
Engine Type	TCAC
No. of Cylinders / Cylinder Arrangement	12 / V-Type
Displacement (L)	39.2
Bore & Stroke (mm)	150 x 185
Compression Ratio	15:1
Rated RPM	1500
Governor: Type / Class of Governing	Electronic / G3
Frequency Regulation, No load to full load	Isochronous
Over speed trip (rpm)	1650
Air cleaner type / Qty	Dry / 02
Exhaust system	
Maximum allowable back pressure kPa	7.5

Engine Electrical System:

Charging alternator Voltage / Current (DC)	24 V / 55 Amps
Starter Motor rated voltage (DC)	24
Battery Voltage (DC) / Capacity (AH)	24 V, 2 x 180 AH

Fuel System:

Recommended Fuel	HSD
Fuel Tank Capacity (Ltr)* for enclosure set	990
Fuel consumption- LPH at % load	
100%	252
75%	188
50%	129
25%	71

PRELIMINARY

PRIME POWER RATINGS: Prime power ratings apply to installations where utility power is unavailable or unreliable. At varying load, the number of generator set operating hours is unlimited. A 10% overload capacity is available for one hour in twelve. Ratings are in accordance with ISO-8528/1, overload power in accordance with ISO-3046/1 and BS 5514. For limited running time and base load ratings, consult the factory. Obtain the technical information bulletin (TIB-101) on ratings guidelines for the complete ratings definitions.



Lubricating Oil System:

Lube Oil Sump Capacity	155
Oil Change Period (Hrs)	500
Oil Consumption (% of SFC)	0.1
Oil Filter Quantity (Nos) / Type	06 / Spin on Type
Recommended Oil Grade	15 W40 Greaves Maxtherm API CI4
Oil Cooler	Water Cooled

Cooling System:

Cooling System is designed for max ambient temp. Deg. C. at rated load	50
Radiator System Capacity, including engine (L)	250 Ltr
Water Pump Type	Centrifugal V Type Belt Driven

Alternator Specification:

Voltage	380 - 440V
Frequency	50Hz
Current at 0.8 PF (Amps)	1740
Type	4 Pole, Rotating field
Exciter Type	Brushless (Permanent magnet optional)
Leads: Quantity type	6, fixed.12, re-connectable (Optional)
Voltage regulator	Solid State
Insulation	Class 'H'
Temperature rise	125° C (Class 'H')
Bearing: Quantity type	1 Sealed
Coupling	Flexible disc closed coupled
Voltage regulation: No load to full load	2 Phase sensing $\pm 1\%$
One step load acceptance	100% of rating
Unbalance load capability	25% of rated current

Standard scope of supply:

Engine with direct injection, water cooled engine, 12 cylinder, V-type, 4stroke, rated at 1500 RPM, conforming to ISO 3046 / BS 5514 has the following specifications:

- Mechanical FIP
- Electronic Governor
- Turbo Charger, Pulse Tuned Exhaust Manifold, stainless steel Exhaust Flexible Connection
- Radiator Cooled with Charge Air Cooler
- Plate Type Lube Oil Cooler
- Filter - Fuel, Lube Oil
- Dry Type replaceable paper element air cleaner
- Fly Wheel Housing and fly wheel to suit single bearing alternator
- Starter Motor - Electric battery charging alternator
- First fill lube oil and coolant

Alternator [CGL / Leroy Somar / Stamford]

- Brushless alternator
- Self-excited, self-regulated
- Class 'H' insulation, temperature rise limited to class 'H'
- Salient pole revolving field
- Single bearing
- Automatic voltage regulator

Instrument Panel

- RAL 9003 White powder coated control panel manufactured with CRCA sheet provides:
- Controller which displays voltage, current, KW, PF, Frequency, KWh.
 - Indicating lamps for "Load On" and "Set Running"
 - Current transformers of suitable ratings

Literature:


- Operation Manual
- General Maintenance & Installation Guideline
- Foundation Drawing
- Parts Manual

PRELIMINARY

PRIME POWER RATINGS: Prime power ratings apply to installations where utility power is unavailable or unreliable. At varying load, the number of generator set operating hours is unlimited. A 10% overload capacity is available for one hour in twelve. Ratings are in accordance with ISO-8528/1, overload power in accordance with ISO-3046/1 and BS 5514. For limited running time and base load ratings, consult the factory. Obtain the technical information bulletin (TIB-101) on ratings guidelines for the complete ratings definitions.



Generator Controller (GCU7320-MKII)

CONTROLLER TYPE	FEATURES	DISPLAY PARAMETER	AUDIO VISUAL WARNING	SHUT DOWN WITH AUDIO VISUAL ANNUNCIATION
GCU 7320 - MKII for Genset Controller 	Compact and Microprocessor based fully configurable control Unit	Engine Oil Pressure	Low Oil Pressure	Low Oil Pressure
	4 line LCD display	Coolant Temperature	High Coolant Temperature	High Coolant Temperature
	The unique integrated DG set controller	Fuel Level Indication %	Low Battery Voltage	Engine Over Speed
	Incorporate both engine & alternator parameter in one console	Battery Voltage	Low Fuel Level	Engine Under Speed
	Fully configurable digital out put	Engine RPM		High Canopy Temperature
	All parameter are settable and password protected	DG set Running Hours		Low Fuel Level
	AMF Ready	Generator Volts - Phase - Neutral & Phase - Phase Generator Current (Amps)		Under Voltage
	Remote Start	Power factor		Over Voltage
		KWHR		Over Frequency
		KW		Under Frequency
			Low Coolant Level	
			High Canopy Temperature	

Optional Items:

Cooling System:

Heater Kit for - 20°C Operation

Electrical Systems:

Alternator Space Heater / Higher Rating Battery / Battery Charger / Copper Bus Bar / Earth Fault Relay / KWH meter / Remote Extension Contact / Remote Monitoring / RTD / BTD Temperature Scanner

Standard, AMF & Synchronizing System:

Standard, AMF Panel / AMF with Auto-synchronization (Deep Sea / Woodward)

Open Unit (For Export):

Exhaust Silencer - Hospital / Residential Grade, Stainless Steel, Flexible Pipe

Fuel System:

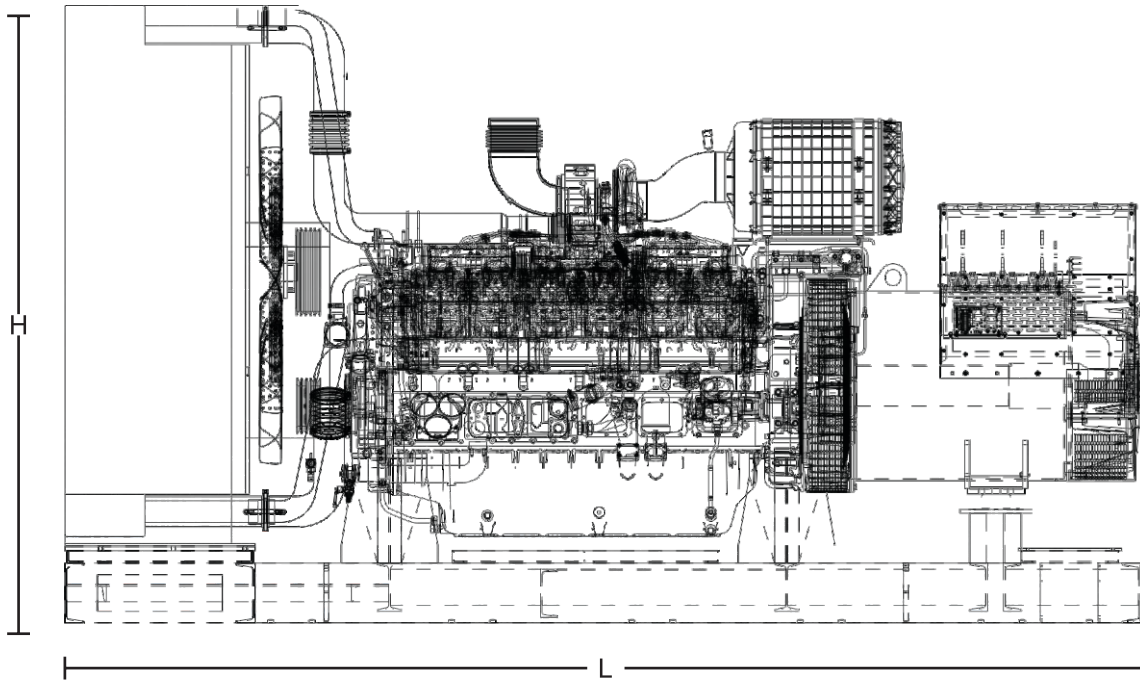
Flexible Fuel Lines / SS Fuel Lines / Fuel Flow Meter

Acoustic Enclosed Unit:

Engine alternator assembly mounted on AVM with silencer & SS exhaust bellow.
Base rail with draw-out type fuel tank is provided with a drain plug, air vent.
Inlet and outlet connections, level indicator, etc.
Sub-base fuel tank with 5 hours capacity at 75% load.
24V dry batteries with connecting leads and terminals.
90% gloss RAL 9003 white pure polyester powder coated, base in black colour.

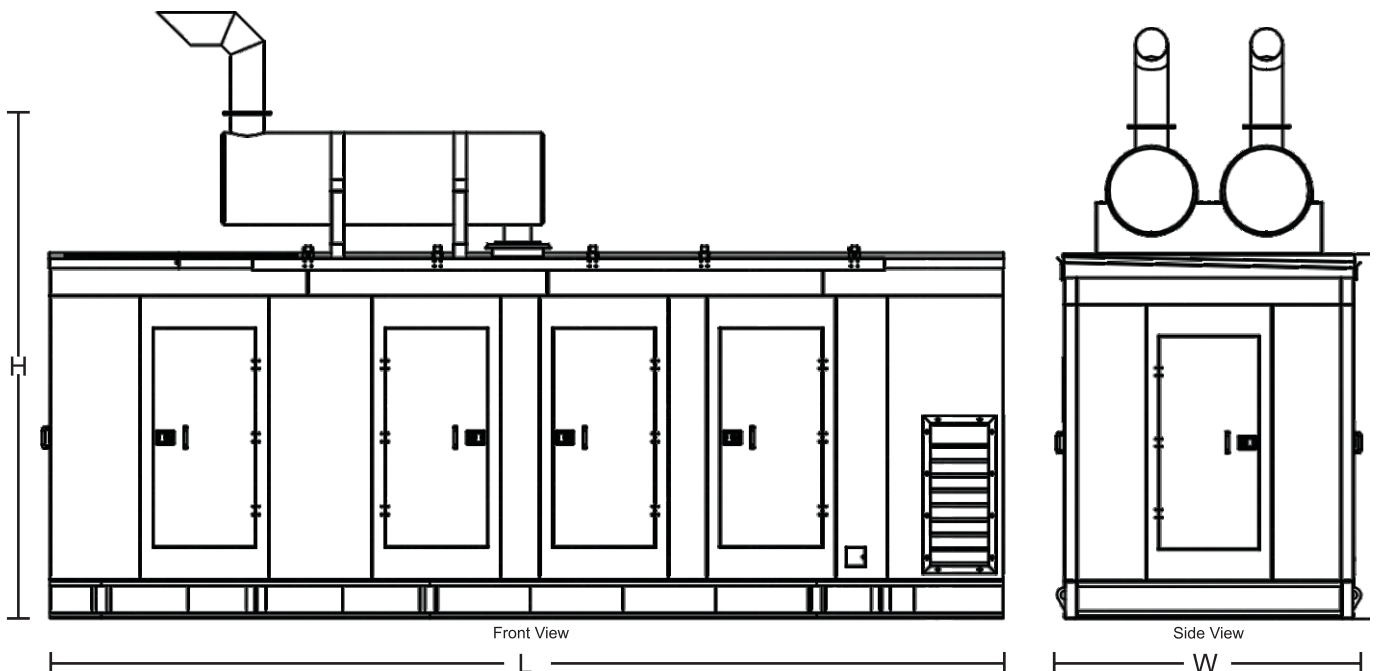
PRELIMINARY

PRIME POWER RATINGS: Prime power ratings apply to installations where utility power is unavailable or unreliable. At varying load, the number of generator set operating hours is unlimited. A 10% overload capacity is available for one hour in twelve. Ratings are in accordance with ISO-8528/1, overload power in accordance with ISO-3046/1 and BS 5514. For limited running time and base load ratings, consult the factory. Obtain the technical information bulletin (TIB-101) on ratings guidelines for the complete ratings definitions.



Open Set Dimensions & weight

Model	Rating	L (mm)	W (mm)	H (mm)	Dry Weight (kg)
GPWII-1250	1250	4472	2208	2564	7000



Set with Enclosure Dimensions & weight

Model	Rating	L (mm)	W (mm)	H (mm)	Dry Weight (kg)
GPWII-1250	1250	7400	2416*	3913*	11000

* Width including lifting hook. *Height upto silencer only.

PRELIMINARY

PRIME POWER RATINGS: Prime power ratings apply to installations where utility power is unavailable or unreliable. At varying load, the number of generator set operating hours is unlimited. A 10% overload capacity is available for one hour in twelve. Ratings are in accordance with ISO-8528/1, overload power in accordance with ISO-3046/1 and BS 5514. For limited running time and base load ratings, consult the factory. Obtain the technical information bulletin (TIB-101) on ratings guidelines for the complete ratings definitions.